

**COASTER**<sup>®</sup>  
FINE FURNITURE

**460407**

**Tub Chair**

---

**ASSEMBLY INSTRUCTION**  
**COASTER FINE FURNITURE**



**[www.coastercompany .com](http://www.coastercompany.com)**

2011. 12. 23

**ASSEMBLY TIPS:**

1. Remove hardware from box and sort by size.
2. Please check to see that all hardware and parts are present prior to start of assembly.
3. Please follow attached instructions in the same sequence as numbered to assure fast & easy assembly.




**Warning !**

1. Don't attempt to repair or modify parts that are broken or defective. Please contact the store immediately.
2. This product is for home use only and not intended for commercial establishment.


**PARTS IDENTIFICATION**

**A**



**1PC**

**B**



**2PCS**

Front Leg


**C**



**1PC**

Left back Leg

**D**

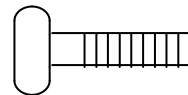


**1PC**

Right back Leg

**HARDWARE IDENTIFICATION**

**1**



**8PCS**

**φ5/16" X45mm**

**BOLT**

**2**

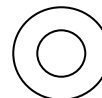


**8PCS**

**φ8mm**

**SPRING WASHER**

**3**



**8PCS**

**φ22mm**

**FLAT WASHER**

**4**



**1PC**

**φ5mm**

**ALLEN KEY**

