

COASTER[®]
FINE FURNITURE

102792

DINING CHAIR

ASSEMBLY INSTRUCTION
COASTER FINE FURNITURE



www.coastercompany.com

Assembly Instruction

ASSEMBLY TIPS:

1. Remove hardware from box and sort by size.
2. Please check to see that all hardware and parts are present prior start of assembly.
3. Please follow attached instructions in the same sequence as numbered to assure fast & easy assembly.





Warning !

1. Don't attempt to repair or modify parts that are broken or defective. Please contact the store immediately.
2. This product is for home use only and not intended for commercial establishment.

ASSEMBLY TIME PER UNIT: 2 MINUTES

PAPTS IDENTIFICATION:

Z HARDWAREPACKAGE

| NO. | DESCRIPTION | FIGURE | Q'TY |
|-----|--------------|---|------|
| 1 | BOLT |  | 4PCS |
| 2 | ALLEN WRENCH |  | 1PC |

(A) CHAIR SEAT



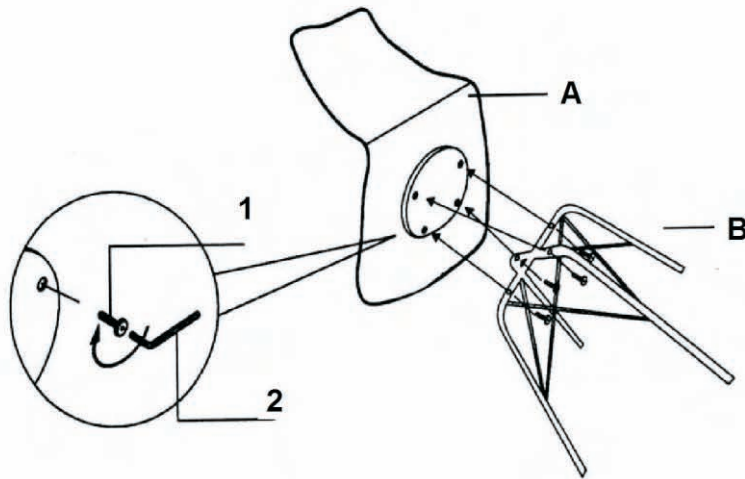
1PC

(B) FRAME



1PC

STEP1



STEP2

