

COASTER.
FINE FURNITURE

105072

DINING CHAIR

ASSEMBLY INSTRUCTION

COASTER FINE FURNITURE



www.coastercompany.com

Assembly Instruction

ASSEMBLY TIPS:

- 1.Remove hardware from box and sort by size.
- 2.Please check to see that all hardware and parts are present prior start of assembly.
- 3.Please follow attached instructions in the same sequence as numbered to assure fast & easy assembly.

Warning!

- 1.Don't attempt to repair or modify parts that are broken or defective.Please contact the store immediately.
- 2.This product is for home use only and not intended for commercial establishment.



ASSEMBLY TIME PER UNIT: 5 MINUTES

PARTS IDENTIFICATION

Z HARDWARE IDENTIFICATION

A Seat And Back



1PC

B Base



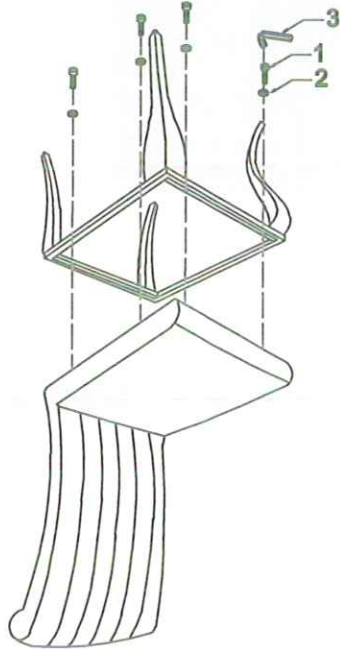
1PC

| No | DESCRIPTION | FIGURE | Q'TY |
|----|-------------------------|--------|------|
| 1 | Bolts m6*25 | | 4PCS |
| 2 | Flat Washer $\phi 6*16$ | | 4PCS |
| 3 | Allen Wrench 4mm | | 1PC |

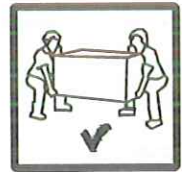
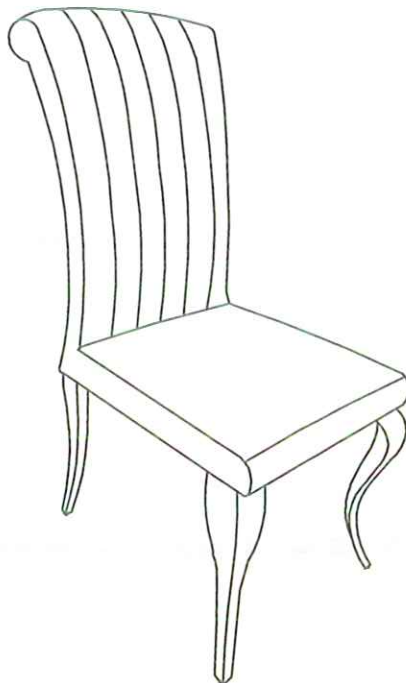
ITEM:105072

ASSEMBLY INSTRUCTION

Step 1:



Step 2:



COASTER.
FINE FURNITURE

www.coastercompany.com