

COASTER[®]
FINE FURNITURE

300201T

TWIN BED

ASSEMBLY INSTRUCTION
COASTER FINE FURNITURE



WWW.COASTERCOMPANY.COM

2017-04-05


Assembly Instruction

ASSEMBLY TIPS:



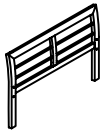



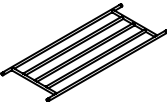



1. Remove hardware from box and sort by size.
2. Please check to see that all hardware and parts are present prior to start of assembly.
3. Please follow attached instructions in the same sequence as number to assure fast & easy assembly.

Warning !

1. Don't attempt to repair or modify parts that are broken or defective. Please contact the store immediately.
2. This product is for home use only and not intended for commercial establishment.



ASSEMBLY TIME PER UNIT: 15 MINUTES

PARTS IDENTIFICATION		HARDWARE IDENTIFICATION				
A 1x		Headboard	①		Bolt 1 M6*25mm	8 PCS
B 1x		Footboard	②		Bolt 2 M6*38mm	16 PCS
C 2x		Side Rail	③		Washer Ø6.5mm	24 PCS
D 4x		Platform	④		Nut M6	16 PCS
			⑤		Allen Key 4mm	1 PC
			⑥		Wrench 10mm	1 PC

