

COASTER[®]
Fine Furniture

601923

GLIDER RECLINER

**ASSEMBLY INSTRUCTION
COASTER FINE FURNITURE**



www.coastercompany.com

ASSEMBLY INSTRUCTION

ASSEMBLY TIPS:

- 1.Remove hardware from box and sort by size.
- 2.Please check to see that all hardware and parts are present prior to start of assembly.
- 3.Please follow attached instructions in the same sequence as numbered to assure fast & easy assembly.





WARNING!

- 1.Don't attempt to repair or modify parts that are broken or defective.Please contact the store immediately.
- 2.This product is for home use only and not intend for commercial establishment.

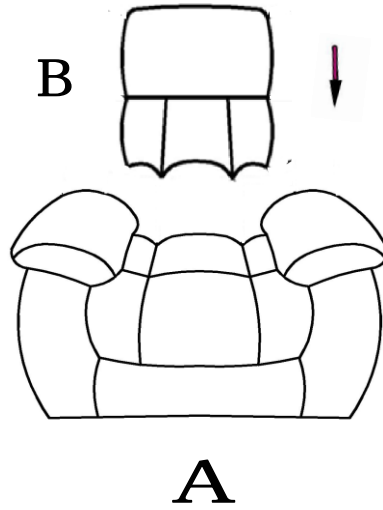


| | |
|-------------------------|------------|
| ASSEMBLY TIME PER UNIT: | 10 MINUTES |
|-------------------------|------------|

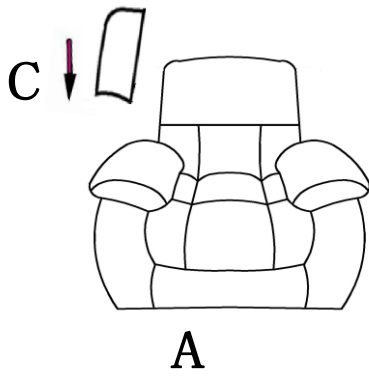
PARTS IDENTIFICATION

| | | | |
|---|---|-----------|-----|
| A |  | BASE | 1PC |
| B |  | BACK | 1PC |
| C |  | LEFT EAR | 1PC |
| D |  | RIGHT EAR | 1PC |

STEP 1



STEP 2



STEP 3

