

**COASTER**<sup>®</sup>  
*Fine Furniture*

**601933**

**GLIDER RECLINER**

**ASSEMBLY INSTRUCTION  
COASTER FINE FURNITURE**



[www.coastercompany.com](http://www.coastercompany.com)

### ASSEMBLY INSTRUCTION

#### ASSEMBLY TIPS:

- 1.Remove hardware from box and sort by size.
- 2.Piease check to see that all hardware and parts are present prior to start of assemby.
- 3.Piease follow attached instructions in the same sequence as numbered to assure fast & easy assembly.

#### ⚠ WARNING!


- 1.Don't attempt to repair or modify parts that are broken or defective.Please contact the store immediately.
- 2.This product is for home use only and not intend for commercial establishment.



ASSEMBLY TIME PER UNIT: 10 MINUTES

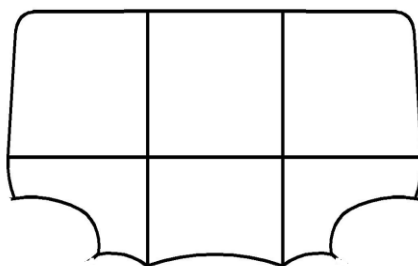
### PARTS IDENTIFICATION

A



BASE 1PC

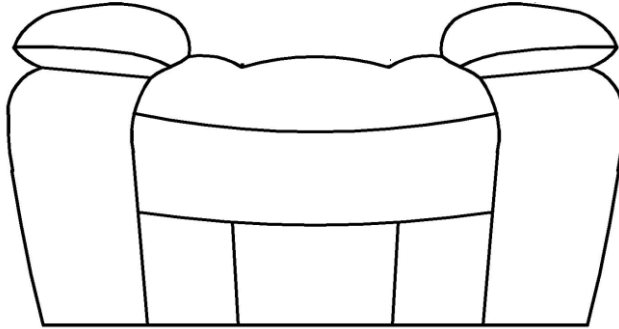
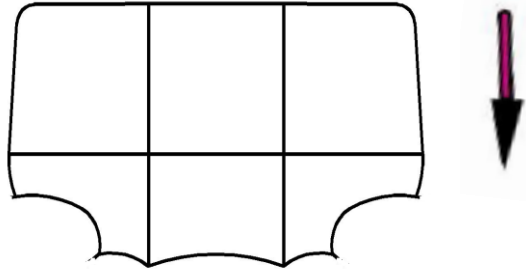
B



BACK 1PC

STEP 1

B



A

STEP 2

