

# COASTER®

Fine Furniture

# 603023

GLIDER RECLINER

---

## ASSEMBLY INSTRUCTION COASTER FINE FURNITURE



[www.coastercompany.com](http://www.coastercompany.com)

# Assembly Instruction

### ASSEMBLY TIPS:

- 1: Remove hardware from box and sort by size
- 2: Please check to see that all hardware and parts are present to prior start of assembly.
- 3: Please follow attached instructions in the same sequence as numbered to assure fast & easy assembly



### Warning

- 1: Don't attempt to repair or modify parts that are broken or defective please contact the store immediately
- 2: This product is for home use only and not intended for commercial establishment

### PARTS IDENTIFICATION:

A. LEFT EAR



1PC

B. RIGHT EAR



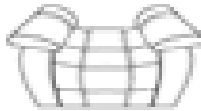
1PC

C. BACK REST



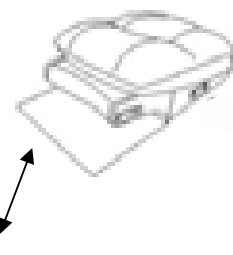
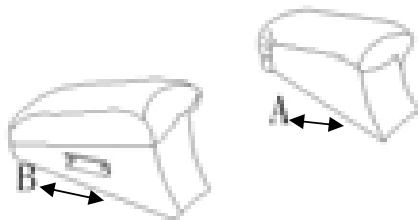
1PC

D. BASE



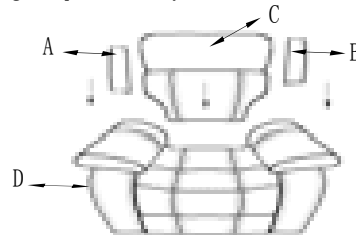
1PC

### STEP1



### STEP2

Align the male and female brackets on the seat bases, ears, and rests. Once aligned push firmly down until a click sound is heard.



### STEP3

