

# COASTER®

*Fine Furniture*

902498

LOVE SEAT

---

**ASSEMBLY INSTRUCTION  
COASTER FINE FURNITURE**



**[www.coastercompany.com](http://www.coastercompany.com)**

# ASSEMBLY INSTRUCTION

## ASSEMBLY TIPS:


- 1: Remove legs from box and sort by size.
- 2: Please check to see that all hardware and parts are present prior to start of assembly.
- 3: Please follow attached instructions in the same sequence as numbered to assure fast & easy assembly.



warning

1: Don't attempt to repair or modify parts that are broken or defective please contact the store immediately.

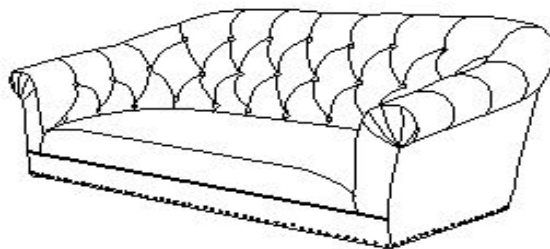
2: This product is for home use only and not intended for commercial establishment.



ASSEMBLY TIME PER UNIT:	15 MINUTES
-------------------------	------------

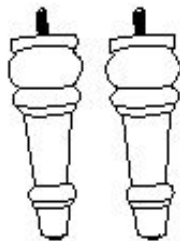
## PARTS IDENTIFICATION:

(A) LOVE SEAT



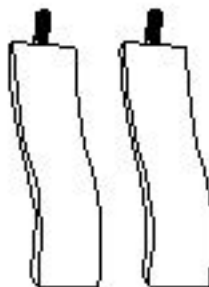
1 PC

(B) FRONT LEG



2 PCS

(C) REAR LEG

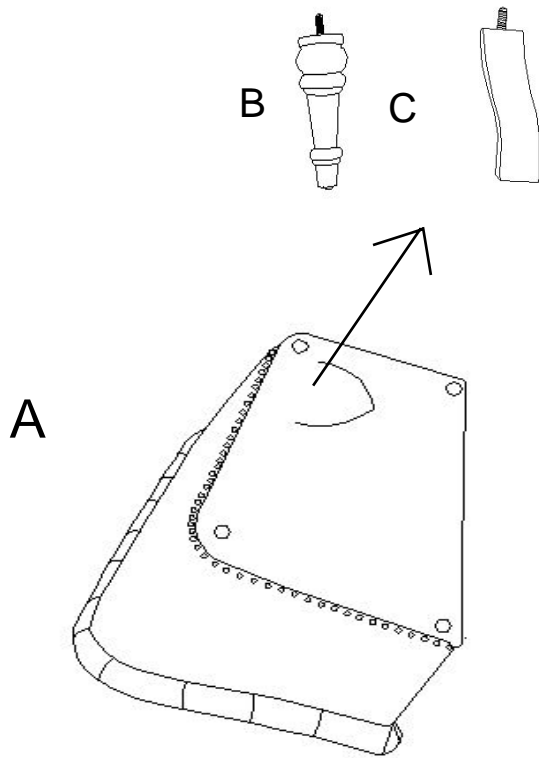


2 PCS

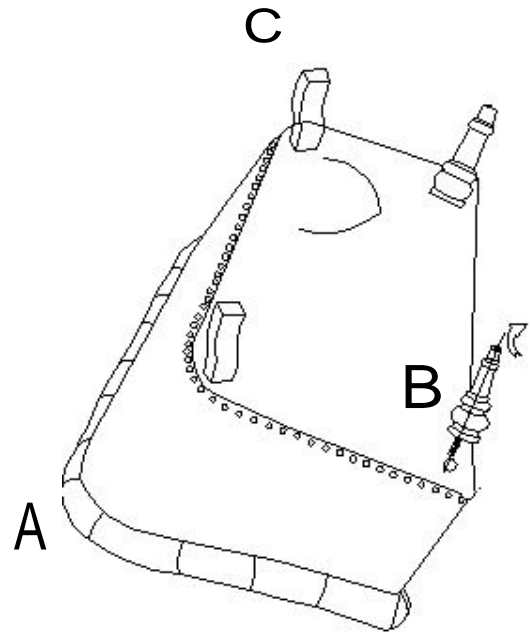
**COASTER**<sup>®</sup>  
Fine Furniture

[www.coastercompany.com](http://www.coastercompany.com)

STEP 1:



STEP 2:



STEP 3:

