

**COASTER**  
Fine Furniture®

902994

LOVE SEAT

ASSEMBLY INSTRUCTION  
COASTER FINE FURNITURE



[www.coastercompany.com](http://www.coastercompany.com)

# Assembly Instruction



## ASSEMBLY TIPS:

1. Remove hardware from box and sort by size.
2. Please check to see that all hardware and parts are present prior to start of assembly.
3. Please follow attached instructions in the same sequence as numbered to assure fast & easy assembly.



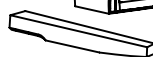







**Warning !**

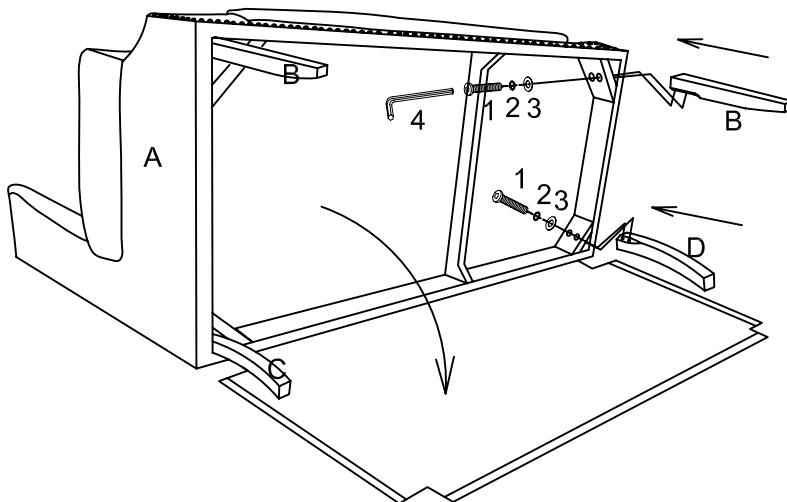
1. Don't attempt to repair or modify parts that are broken or defective. Please contact the store immediately.
2. This product is for home use only and not intended for commercial establishment.



**ASSEMBLY TIME PER UNIT: 10 MINUTES**

PARTS IDENTIFICATION			Z	HARDWARE PACKAGE		
A	SEAT CUSHION	 1PC	1	BOLT		8PCS
B	FRONT LEG	 2PCS	2	LOCK WASHER		8PCS
C	LEFT BACK LEG	 1PC	3	FLAT WASHER		8PCS
D	RIGHT BACK LEG	 1PC	4	ALLEN WRENCH		1PC

## STEP 1



## STEP 2

