

COASTER®

Fine Furniture

500607

OTTOMAN

ASSEMBLY INSTRUCTION COASTER FINE FURNITURE



www.coastercompany.com

2018/03/13

ASSEMBLY INSTRUCTION

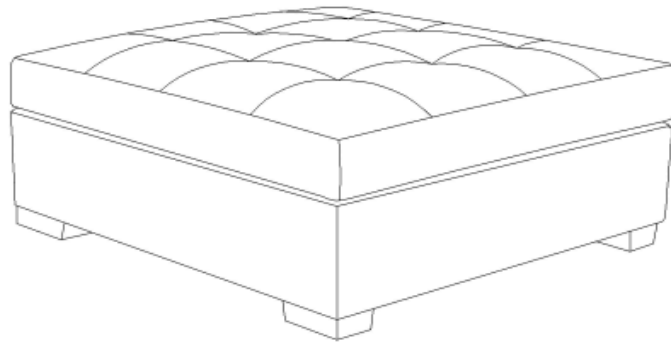
ASSEMBLY TIPS:

1. Remove hardware from box and sort by size.
2. Please check to see that all hardware and parts are present prior to start of assembly.
3. Please follow attached instruction in the same sequence as numbered to assure fast & easy assembly.

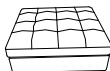


⚠ Warning !

1. Don't attempt to repair or modify parts that are broken or defective. Please contact the store immediately.
2. This product is for home use only and not intended for commercial establishment.

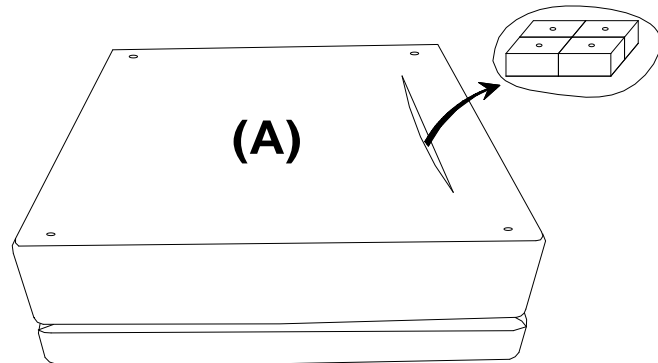
PARTS IDENTIFICATION



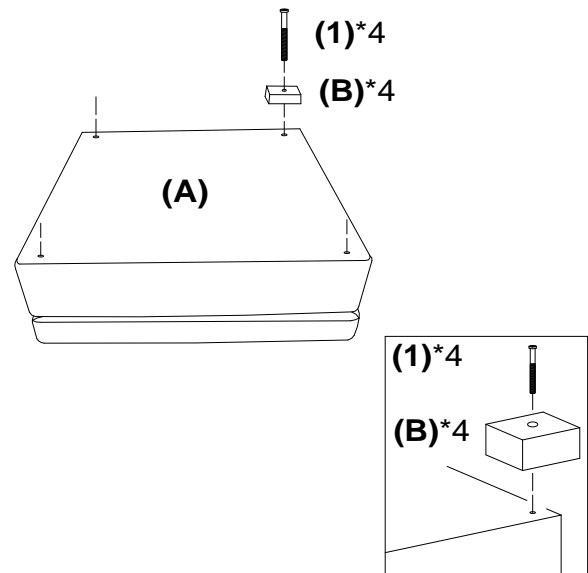
HARDWARE IDENTIFICATION

A	OTTOMAN		1PC	Z	HARDWARE PACKAGE		
				NO	DESCRIPTION	FIGURE	QTY
B	LEG		4PCS	1	LONG BOLT 5/16" * 3"		4PCS

STEP 1



STEP 2



STEP 3

