

COASTER[®]
Fine Furniture

903030

ACCENT CHAIR

ASSEMBLY INSTRUCTION
COASTER FINE FURNITURE



www.coastercompany.com

Assembly Instruction


ASSEMBLY TIPS:

1. Remove hardware from box and sort by size.
2. Please check to see that all hardware and parts are present prior to start of assembly.
3. Please follow attached instructions in the same sequence as numbered to assure fast & easy assembly.





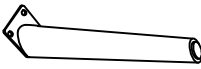
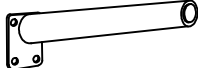

Warning !




1. Don't attempt to repair or modify parts that are broken or defective. Please contact the store immediately.
2. This product is for home use only and not intended for commercial establishment.



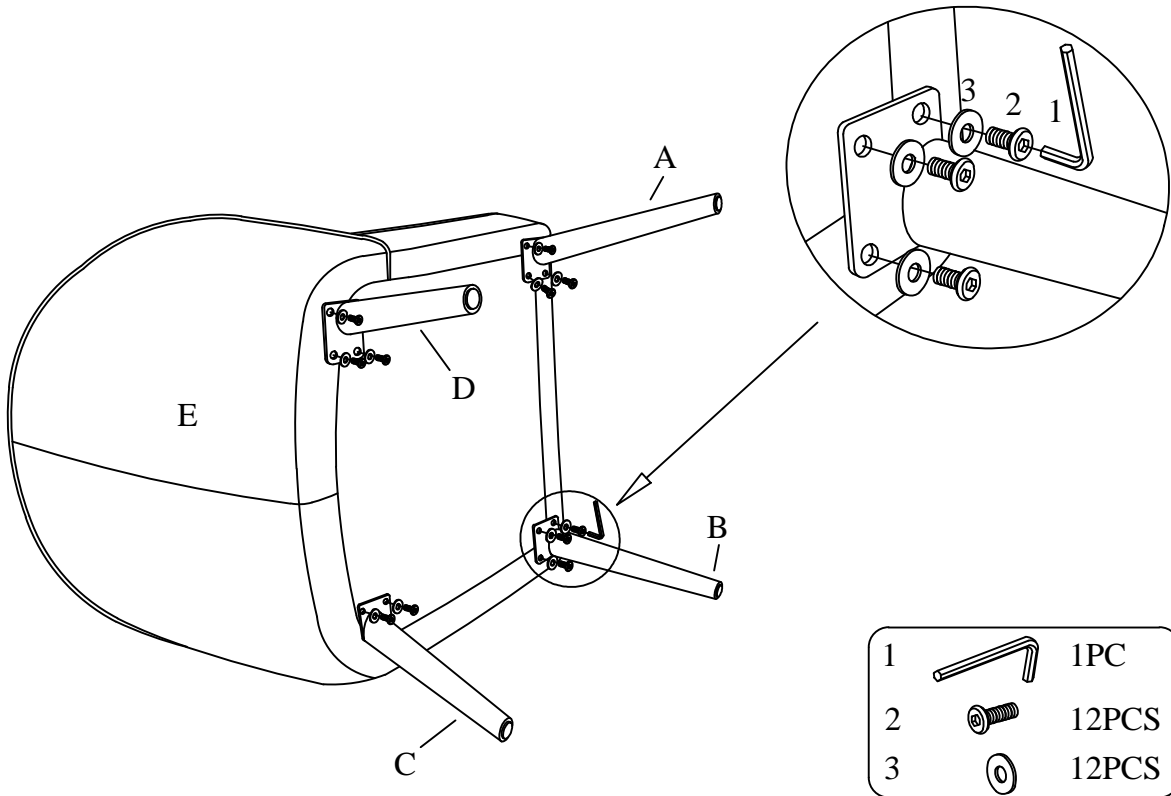
ASSEMBLY TIME PER UNIT: 15 MINUTES

PARTS IDENTIFICATION

(A)	FRONT LEFT LEG		1PC
(B)	FRONT RIGHT LEG		1PC
(C)	BACK RIGHT LEG		1PC
(D)	BACK LEFT LEG		1PC
(E)	SEAT AND BACK		1PC

Z	HARDWARE PACKAGE		
NO	DESCRIPTION	FIGURE	QTY
1	ALLEN WRENCH Ø1/4"*57mm		1PC
2	BOLT M6*15mm		12PCS
3	FLAT WASHER Ø16mm		12PCS

STEP 1



STEP 2

