




*ASSEMBLY INSTRUCTIONS  
COASTER FINE FURNITURE*



*Fine Furniture for every stage of life*

**610114PPP  
POWER3 RECLINER**

REVISION 0:05/23/2019

COASTERFURNITURE.COM

PAGE 1 OF 3

**ITEM: 610114PPP**  
**ASSEMBLY INSTRUCTIONS**



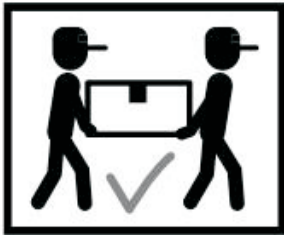
**ASSEMBLY TIPS:**

1. Remove hardware from box and sort by size.
2. Please check to see that all hardware and parts are present prior to start of assembly.
3. Please follow attached instructions in the same sequence as numbered to assure fast & easy assembly.



**WARNING!**


1. Don't attempt to repair or modify parts that are broken or defective. Please contact the store immediately.
2. This product is for home use only and not intended for commercial establishments.



**ASSEMBLY TIME PER UNIT 5 MINUTES**

**PARTS IDENTIFICATION**


**A**



**BASE**

**1PC**

**B**



**BACK**

**1PC**

**C**



**LEFT EAR**

**1PC**

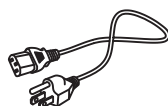
**D**



**RIGHT EAR**

**1PC**

**E**



**POWER CABLE**

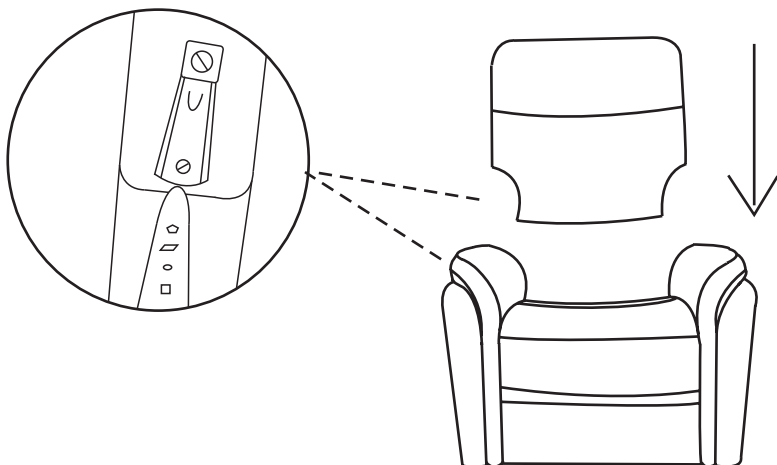
**1PC**

ITEM: 610114PPP

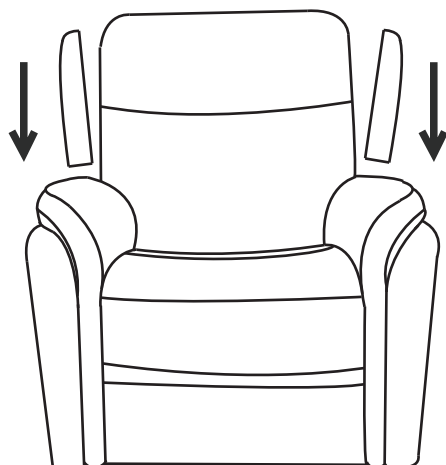
ASSEMBLY INSTRUCTIONS



STEP 1



STEP 2



STEP 3

