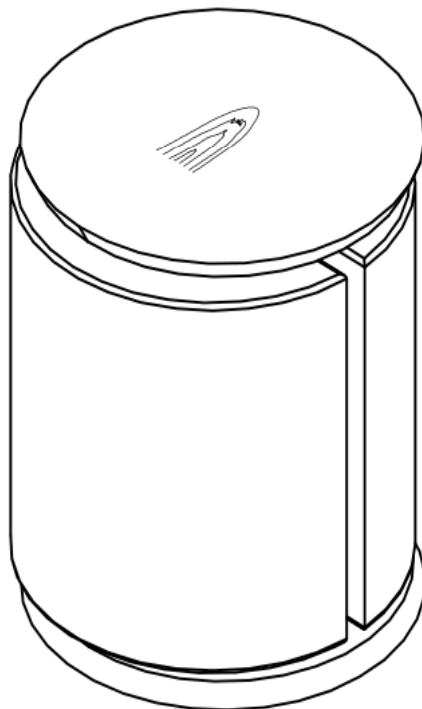


**ASSEMBLY INSTRUCTIONS**  
**COASTER FINE FURNITURE**



*Fine Furniture for every stage of life*

**914115**  
**ACCENT TABLE WITH OTTOMAN**

ITEM:914115



## ASSEMBLY INSTRUCTIONS

### ASSEMBLY TIPS:

1. Remove hardware from box and sort by size.
2. Please check to see that all hardware and parts are present prior to start of assembly.
3. Please follow attached instructions in the same sequence as numbered to assure fast & easy assembly.



### WARNING!

1. Don't attempt to repair or modify parts that are broken or defective. Please contact the store immediately.
2. This product is for home use only and not intended for commercial establishments.



ASSEMBLY TIME

5 MINUTES

## PARTS IDENTIFICATION

A TOP



1PC

B BASE



1PC

C OTTOMAN



1PC

### NOTE:

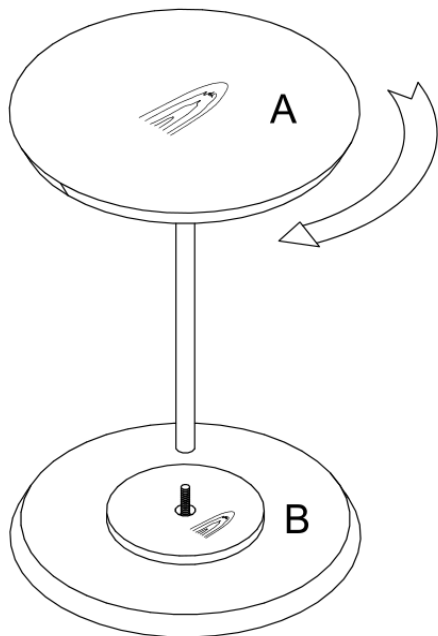
Phillips head screw driver is required in the assembly process; however, manufacturer does not provide :



ITEM: **107590**

## ASSEMBLY INSTRUCTIONS

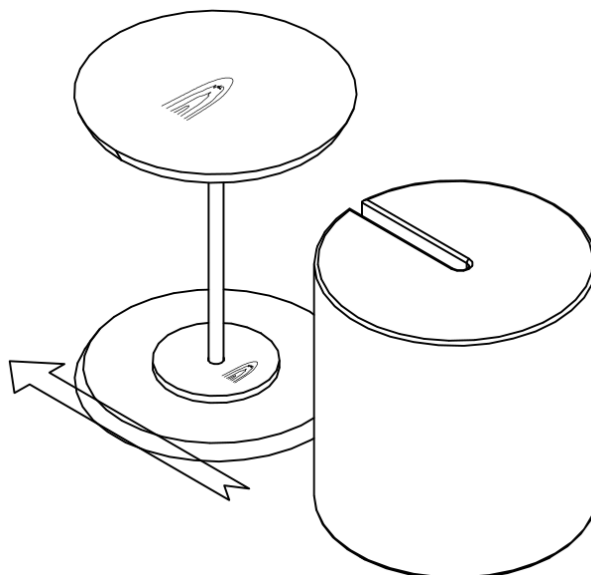
### STEP 1




ALONG THE ARROW DIRECTION TO CONECT A & B

PLEASE CHECK THE TIGHTNESS OF TABLE TOP BEFORE USE

### STEP 2



### STEP 3 **COMPLETE**



ATTENTION: THE MAXIMUM BEARING CAPACITY FOR THIS SIDE TABLE IS 15KGS, TO AVOID ANY DAMAGE, DO NOT SIT DIRECTLY ON THE TABLE TOP.

